

CiA Draft Standard Proposal 420



Profiles for Extruder Downstream Devices

Part 3: Corrugator

This is a draft standard proposal and may be changed without notification

Version 1.0
22 October 2002

© CAN in Automation (CiA) e. V.

HISTORY

Date	Changes
22/10/2002	First public release

CONTENTS

1	SCOPE	4
2	PREDEFINITIONS	4
2.1	1st TPDO mapping	4
2.2	2nd TPDO mapping	4
2.3	1st RPDO mapping	4
3	OBJECT DICTIONARY	5
3.1	Detailed specification of object entries.....	5
3.1.1	Object 6000 _h : Corrugator speed actual value.....	5
3.1.2	Object 6001 _h : Corrugator speed real maximum	5
3.1.3	Object 6002 _h : Corrugator speed set value.....	6
3.1.4	Object 6003 _h : Corrugator speed set maximum.....	6
3.1.5	Object 6004 _h : Corrugator speed set echo.....	7
3.1.6	Object 6005 _h : Corrugator speed step.....	7
3.1.7	Object 6006 _h : Corrugator load actual value	8
3.1.8	Object 6007 _h : Scaling factor	8
3.1.9	Object 6008 _h : Product speed.....	9
3.1.10	Object 6009 _h : Height adjustment.....	9
3.1.11	Object 600A _h : Pressure set value.....	10
3.1.12	Object 600B _h : Temperature 1 forming clamp	10
3.1.13	Object 600C _h : Temperature 2 forming clamp	11
3.1.14	Object 600D _h : Temperature 3 forming clamp	11
3.1.15	Object 600E _h : Temperature 4 forming clamp	12
3.1.16	Object 600F _h : Temperature 5 forming clamp.....	12
3.1.17	Object 6010 _h : Configuration word.....	13
3.1.18	Object 6020 _h : Control word.....	13
3.1.19	Object 6030 _h : Status word	14

1 Scope

Part 3 of the CANopen profile for extruder downstream devices specifies the CANopen interface for corrugator devices. The normative references, definitions, acronyms, and abbreviations given in part 1 apply to this part, too.

2 Predefinitions

2.1 1st TPDO mapping

This TPDO shall be transmitted to the extruder controller. The COB-ID parameter shall be *ro* (read-only) and the default value of the transmission type parameter shall be *1* and *rw* (read/write). If inhibit and event timers are implemented, the default values shall be *0*.

Mapping Parameter Set

Index	Sub-Index	Comment	Default Value
1A00 _h	0 _h	number of mapped objects	4 _h
	1 _h	Status_word	6030 00 10 _h
	2 _h	Corrugator_speed_actual_value	6000 00 10 _h
	3 _h	Corrugator_load_actual_value	6006 00 10 _h

Note: The unused bytes in the data field shall only be used for a manufacturer-specific second status word.

2.2 2nd TPDO mapping

This TPDO shall be transmitted to the extruder controller. The COB-ID parameter shall be *ro* and the default value of the transmission type parameter shall be *1* and *rw*. If inhibit and event timers are implemented, the default values shall be *0*.

Mapping Parameter Set

Index	Sub-Index	Comment	Default Value
1A01 _h	0 _h	number of mapped objects	2 _h
	1 _h	Corrugator_speed_set_echo	6004 00 10 _h
	2 _h	Product_speed	6008 00 20 _h

2.3 1st RPDO mapping

This RPDO shall be received from the extruder controller. The COB-ID parameter shall be *ro* and the default value of the transmission type parameter shall be *1* and *rw*.

Mapping Parameter Set

Index	Sub-Index	Comment	Default Value
1600 _h	0 _h	number of mapped objects	3 _h
	1 _h	Control_word	6020 00 10 _h
	2 _h	Corrugator_speed_set_value	6002 00 10 _h

Note: The unused bytes in the data field shall only be used for a manufacturer-specific second control word.

3 Object dictionary

3.1 Detailed specification of object entries

3.1.1 Object 6000_h: Corrugator speed actual value

This object shall provide the actual speed value of the corrugator.

VALUE DESCRIPTION

The value shall be given in percentage of the maximum speed (0.01%/bit). Negative value shall be given if the direction is reversed.

OBJECT DESCRIPTION

INDEX	6000_h
Name	Corrugator_speed_actual_value
Object Code	VAR
Data Type	Integer16
Category	Mandatory

ENTRY DESCRIPTION

Sub-Index	0 _h
Access	ro
PDO Mapping	Default
Value Range	-10,000 _d to +10,000 _d
Default Value	No

3.1.2 Object 6001_h: Corrugator speed real maximum

This object shall provide the maximum speed value of the corrugator based on the real maximum corrugator speed at 100% set value.

VALUE DESCRIPTION

The value shall be given in 1 mm/min per bit.

OBJECT DESCRIPTION

INDEX	6001_h
Name	Corrugator_speed_real_maximum
Object Code	VAR
Data Type	Unsigned32
Category	Mandatory

ENTRY DESCRIPTION

Sub-Index	0 _h
Access	ro
PDO Mapping	Possible
Value Range	Unsigned32
Default Value	No

3.1.3 Object 6002_h: Corrugator speed set value

This object shall store the speed value requested by the extruder controller.

VALUE DESCRIPTION

The value shall be given in percentage of the maximum speed (0.01%/bit). Negative value shall be given if the direction is reversed.

OBJECT DESCRIPTION

INDEX	6002_h
Name	Corrugator_speed_set_value
Object Code	VAR
Data Type	Integer16
Category	Mandatory

ENTRY DESCRIPTION

Sub-Index	0 _h
Access	rw
PDO Mapping	Default
Value Range	-10,000 _d to +10,000 _d
Default Value	0 _d

3.1.4 Object 6003_h: Corrugator speed set maximum

This object shall provide the maximum speed set value of the corrugator device.

VALUE DESCRIPTION

The value shall be given in 1 mm/min per bit.

OBJECT DESCRIPTION

INDEX	6003_h
Name	Corrugator_speed_set_maximum
Object Code	VAR
Data Type	Unsigned32
Category	Mandatory

ENTRY DESCRIPTION

Sub-Index	0 _h
Access	rw
PDO Mapping	Possible
Value Range	Unsigned32
Default Value	10,000 _d

3.1.5 Object 6004_h: Corrugator speed set echo

This object shall provide the speed value set after recovering from bus-off state.

VALUE DESCRIPTION

The value shall be given in percentage of the maximum speed (0.01%/bit). Negative value shall be given if the direction is reversed. Scaling is given in object 6003_h.

OBJECT DESCRIPTION

INDEX	6004_h
Name	Corrugator_speed_set_echo
Object Code	VAR
Data Type	Integer16
Category	Mandatory

ENTRY DESCRIPTION

Sub-Index	0 _h
Access	ro
PDO Mapping	Default
Value Range	-10,000 _d to +10,000 _d
Default Value	No

3.1.6 Object 6005_h: Corrugator speed step

This object shall provide the size of the first speed change at using increase or decrease key requested by the extruder controller.

VALUE DESCRIPTION

The value shall be given in percentage of the maximum speed (0.01 %/bit). Negative value shall be given if the direction is reversed. Scaling is given in object 6003_h.

OBJECT DESCRIPTION

INDEX	6005_h
Name	Corrugator_speed_step
Object Code	VAR
Data Type	Integer16
Category	Mandatory

ENTRY DESCRIPTION

Sub-Index	0 _h
Access	rw
PDO Mapping	Possible
Value Range	0 to 10,000 _d
Default Value	0 _d

3.1.7 Object 6006_h: Corrugator load actual value

This object shall provide the actual value of the Corrugator load.

VALUE DESCRIPTION

The value shall be given in percentage of the maximum speed (0.01%/bit). Negative value shall be given if the load is negative.

OBJECT DESCRIPTION

INDEX	6006_h
Name	Corrugator_load_actual_value
Object Code	VAR
Data Type	Integer16
Category	Mandatory

ENTRY DESCRIPTION

Sub-Index	0 _h
Access	ro
PDO Mapping	Default
Value Range	-32,768 _d to +32,767 _d
Default Value	No

3.1.8 Object 6007_h: Scaling factor

This object shall provide the configured factor between counted pulses and length.

VALUE DESCRIPTION

The value shall be given in 1/m per bit. (*Remark: 1/mm per bit does not allow the necessary scaling resolution that is required for calibration*). A value of FFFF FFFF_h shall mean that scaling factor has not been configured.

OBJECT DESCRIPTION

INDEX	6007_h
Name	Scaling factor
Object Code	VAR
Data Type	Unsigned32
Category	Mandatory

ENTRY DESCRIPTION

Sub-Index	0 _h
Access	rw
PDO Mapping	Possible
Value Range	Unsigned32
Default Value	0 _h

3.1.9 Object 6008_h: Product speed

This object shall provide the actual value calculated from measuring wheel or motor encoder pulses and time. The accuracy of this value shall be better than 0.3%.

VALUE DESCRIPTION

The value shall be given in 0.1 mm/min per bit.

OBJECT DESCRIPTION

INDEX	6008_h
Name	Product_speed
Object Code	VAR
Data Type	Integer32
Category	Mandatory

ENTRY DESCRIPTION

Sub-Index	0 _h
Access	ro
PDO Mapping	Default
Value Range	0 to 10,000 _d
Default Value	No

3.1.10 Object 6009_h: Height adjustment

This object shall provide the distance from the centerline to the bottom of the product needed for height adjustment configured by the extruder.

VALUE DESCRIPTION

The value shall be given in 0.1 mm per bit.

OBJECT DESCRIPTION

INDEX	6009_h
Name	Height_adjustment
Object Code	VAR
Data Type	Unsigned16
Category	Mandatory

ENTRY DESCRIPTION

Sub-Index	0 _h
Access	rw
PDO Mapping	Possible
Value Range	Unsigned16
Default Value	0 _d

3.1.11 Object 600A_h: Pressure set value

This object shall provide the pressure set value for upper caterpillar as configured by the extruder.

VALUE DESCRIPTION

The value shall be given in percentage of the maximum pressure (0.01%/bit).

OBJECT DESCRIPTION

INDEX	600A_h
Name	Pressure_set_value
Object Code	VAR
Data Type	Unsigned16
Category	Mandatory

ENTRY DESCRIPTION

Sub-Index	0 _h
Access	rw
PDO Mapping	Possible
Value Range	0 to +10,0007 _d
Default Value	0 _d

3.1.12 Object 600B_h: Temperature 1 forming clamp

This object shall provide the actual temperature of forming clamp from the corrugator device.

VALUE DESCRIPTION

The value shall be given in 0.1 °C per bit. Negative values shall indicate negative temperature.

OBJECT DESCRIPTION

INDEX	600B_h
Name	Temperature_1_forming_clamp
Object Code	VAR
Data Type	Integer16
Category	Mandatory

ENTRY DESCRIPTION

Sub-Index	0 _h
Access	ro
PDO Mapping	Possible
Value Range	-32,768 _d to +32,767 _d
Default Value	No

3.1.13 Object 600C_h: Temperature 2 forming clamp

This object shall provide the actual temperature of forming clamp from the corrugator device.

VALUE DESCRIPTION

The value shall be given in 0.1 °C per bit. Negative values shall indicate negative temperature.

OBJECT DESCRIPTION

INDEX	600C_h
Name	Temperature_2_forming_clamp
Object Code	VAR
Data Type	Integer16
Category	Mandatory

ENTRY DESCRIPTION

Sub-Index	0 _h
Access	ro
PDO Mapping	Possible
Value Range	-32,768 _d to +32,767 _d
Default Value	No

3.1.14 Object 600D_h: Temperature 3 forming clamp

This object shall provide the actual temperature of forming clamp from the corrugator device.

VALUE DESCRIPTION

The value shall be given in 0.1 °C per bit. Negative values shall indicate negative temperature.

OBJECT DESCRIPTION

INDEX	600D_h
Name	Temperature_3_forming_clamp
Object Code	VAR
Data Type	Integer16
Category	Mandatory

ENTRY DESCRIPTION

Sub-Index	0 _h
Access	ro
PDO Mapping	Possible
Value Range	-32,768 _d to +32,767 _d
Default Value	No

3.1.15 Object 600E_h: Temperature 4 forming clamp

This object shall provide the actual .temperature of forming clamp from the corrugator device.

VALUE DESCRIPTION

The value shall be given in 0.1 °C per bit. Negative values means negative temperature.

OBJECT DESCRIPTION

INDEX	600E_h
Name	Temperature_4_forming_clamp
Object Code	VAR
Data Type	Integer16
Category	Mandatory

ENTRY DESCRIPTION

Sub-Index	0 _h
Access	ro
PDO Mapping	Possible
Value Range	-32,768 _d to +32,767 _d
Default Value	No

3.1.16 Object 600F_h: Temperature 5 forming clamp

This object shall provide the actual temperature of forming clamp from the corrugator device.

VALUE DESCRIPTION

The value shall be given in 0.1 °C per bit. Negative values shall indicate negative temperature.

OBJECT DESCRIPTION

INDEX	600F_h
Name	Temperature_5_forming_clamp
Object Code	VAR
Data Type	Integer16
Category	Mandatory

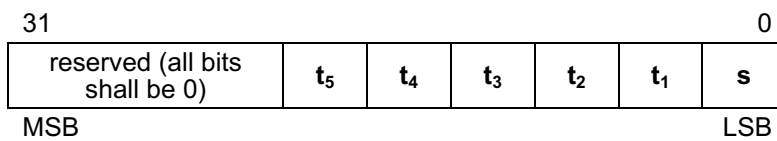
ENTRY DESCRIPTION

Sub-Index	0 _h
Access	ro
PDO Mapping	Possible
Value Range	-32,768 _d to +32,767 _d
Default Value	No

3.1.17 Object 6010_h: Configuration word

This object shall provide the configured functionality.

VALUE DESCRIPTION



- s:** *speed measuring*
 0 = speed measuring not available
 1 = speed measuring available
- t₁ to t₅:** *temperature measuring at t₁ to t₅*
 0 = temperature not available
 1 = temperature available

OBJECT DESCRIPTION

INDEX	6010_h
Name	Configuration_word
Object Code	VAR
Data Type	Unsigned32
Category	Mandatory

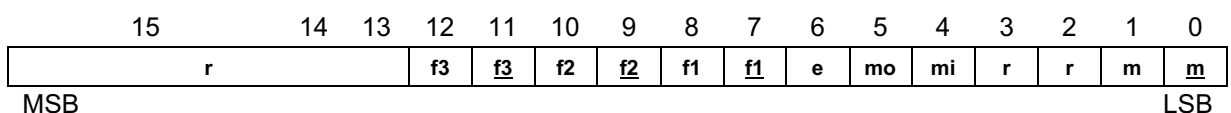
ENTRY DESCRIPTION

Sub-Index	0 _h
Access	ro
PDO Mapping	No
Value Range	See value description
Default Value	No

3.1.18 Object 6020_h: Control word

This object shall provide the commands transmitted by the extruder.

VALUE DESCRIPTION



m: *motor stop*
 0 = no command (default value)
 1 = stop motor (start prevention)

m: *motor start*
 0 = no command (default value)
 1 = start motor

mi: *move in*
 0 = no movement (default value)
 1 = corrugator shall move in

mo: *move out*
 0 = no commandt (default value)
 1 = corrugator shall move out

e: *extruder run*
 0 = extruder stopped (default value)
 1 = extruder is running

f1, f2, f3: *function 1 stop, function 2 stop, function 3 stop*
 0 = no command (default value)
 1 = stop function (start prevention)

f1, f2, f3: *function 1 start, function 2 start, function 3 start*
 0 = no command (default value)
 1 = start function

r: *reserved*
 default value is 0

(Note: These bits shall be set if the button is pressed but not shorter than 100 ms)

OBJECT DESCRIPTION

INDEX	6020_h
Name	Control_word
Object Code	VAR
Data Type	Unsigned16
Category	Mandatory

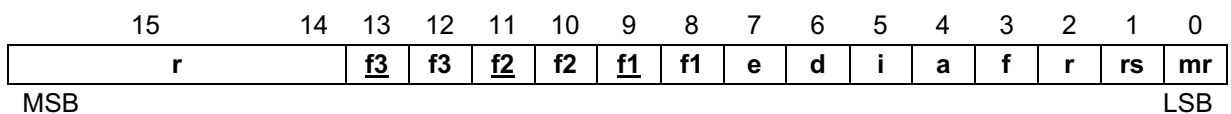
ENTRY DESCRIPTION

Sub-Index	0 _h
Access	rw
PDO Mapping	Default
Value Range	See value description
Default Value	See value description

3.1.19 Object 6030_h: Status word

This object shall provide the status transmitted to the extruder.

VALUE DESCRIPTION



mr: *motor run*
 0 = motor is not running
 1 = motor is running

rs: *motor ready to start*
 0 = motor is blocked

1 = motor is ready to start

f: *fault downstream equipment*
 0 = no fault
 1 = fault

a: *alarm downstream equipment*
 0 = no alarm
 1 = alarm

i: *increase set value*
 0 = no change
 1 = increase speed
 (*Example:* Is the signal shorter than 1 s only one step takes place. A longer signal activates one step and after the first second the selected ramp is used to increase the speed)

d: *decrease set value*
 0 = no change
 1 = decrease speed
 (*Example:* Is the signal shorter than 1 s only one step takes place. A longer signal activates one step and after the first second the selected ramp is used to decrease the speed)

e: *enable extruder*
 0 = extruder shall stop and start is not allowed
 1 = extruder enabled to run

f1, f2, f3: *function 1 run, function 2 run, function 3 run*
 0 = function is not running
 1 = function is running

f1, f2, f3: *function 1 ready to start, function 2 ready to start, function 3 ready to start*
 0 = function is blocked
 1 = function is ready to start

r: *reserved*
 default value is 0

(*Note:* These bits shall be set if the button is pressed but not shorter than 100 ms)

OBJECT DESCRIPTION

INDEX	6030_h
Name	Status_word
Object Code	VAR
Data Type	Unsigned16
Category	Mandatory

ENTRY DESCRIPTION

Sub-Index	0 _h
Access	ro
PDO Mapping	Default
Value Range	See value description
Default Value	No